


# RSA Security Citrix Access Setup

Go to <http://www.rmanj.com/citrix>

On the following section , select - Connect Here (see image below)

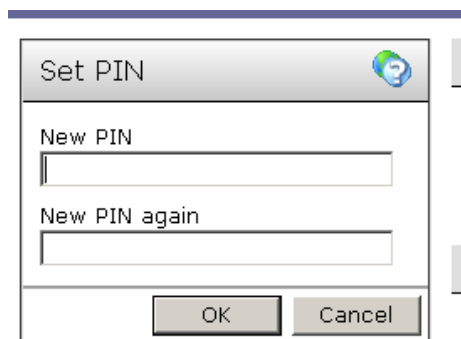


## First Time Users or for PIN reset Only:

1. Enter your Username and Passcode (Keyfob Display only)



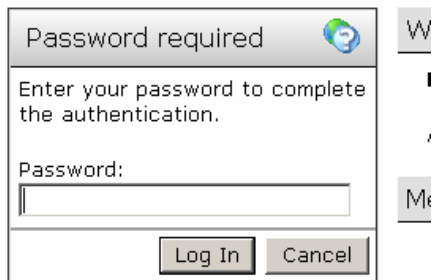
2. Create PIN – This is a 4 digit # you create. Please remember this PIN #, you will always need it along with your Key Fob to log in.



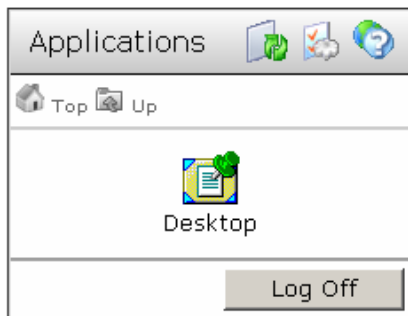
3. After your Pin has been created you will be prompted to log in again with your Username and Your PASSCODE: Your new passcode is your PIN# + KeyFob# combined. (Please wait until the number on the KeyFob changes before you login)



4. Enter your RMANJ password



5. Click on Desktop. This will load your RMANJ Desktop Session.



Next Time You log in you will not be prompted to create a PIN.  
Please remember your PIN # + Your KeyFob # is your new Passcode.